



Tea party!

1  Listen and repeat.

1st first

2nd second

3rd third

4th fourth

5th fifth

11th eleventh

12th twelfth

20th twentieth

2 Chit-Chat

A: That looks delicious!

B: It's for Robbie's sixteenth birthday.



Jim



Mike



Janet







Kelly



Laura

3 Listen and read.



4 Read again and answer.

Where were Larry and Paco?


I was at the cinema yesterday.
 Where was Maya two days ago?
 Were you at school last Monday?
 Yes, I was./No, I wasn't.

1 Read and complete. Use: **was** or **were**.

- 1 Uncle Harry ... not at work yesterday.
- 2 ... the cake for Robbie's birthday?
- 3 Larry and Lulu ... at the zoo last night.
- 4 Mum and Dad ... not at home last night.
- 5 Chuckles ... in Larry's room this morning.
- 6 ... Larry and Paco in the garden an hour ago?

2  Where was Kim last week? Listen and write the day in your notebook.

- Monday
- Tuesday
- Wednesday
- Thursday
- Friday
- Saturday
- Sunday



3 Correct your teacher.

Teacher: Kim was at the zoo on Saturday.

Student: No, she wasn't at the zoo. She was at the shops!

4  Listen and repeat.

The teacher often asks the class to make masks.
The students like the task.




All children like playing with a ball when they're small.



5 Read and complete the lines with the words **task**, **small**, **talk**, **grass**, **glass**, **always**, **all** and **mask**.

/ɑː/: ask, pass, class, fast, ...

/ɔː/: tall, all, walk, salt, ...

6  Draw and play!

Where was I yesterday?




You were in the park.



10 a

All our yesterdays!

1  Listen and point. Then sing and do.

I wasn't happy yesterday.


I was **sad** , **bored**  and **angry**  !

I wasn't happy yesterday.

I was **scared** , **tired**  and **hungry**  !

But not today, not today!

Today I'm very happy!

2  Get in the mood!



A: Were you angry yesterday?

B: Yes, I was.

3 Where were they? Read and complete.

Last week Larry and I were at the 1) ... We were with my uncle Harry. There were lots of animals there: seals, dolphins and crocodiles, too! It was really exciting!

Yesterday Maya and I were at the 2) ... There was a really funny show on. There were dancers and clowns, too! It was a really interesting day!



A




B



C

4 Now read again and match. There is one extra picture.

5  Portfolio: Write about the extra picture.

6  Last night! Play the game!

Last night I was at a party with Johnny Depp!



Last night I was at the cinema with Angelina Jolie!






7th March → the seventh of March

- 1 Read the sentences. Then look at the calendar and say the sentences. Then use: **two weeks ago, last Sunday, yesterday, a week ago, last Tuesday, three days ago.**



- I was in France on the seventh of March.
I was in France two weeks ago.
- Mary was at school on the twentieth of March.
- Mum and Dad were at the cinema on the eighteenth of March.
- David was at the shops on the fourteenth of March.
- I was at the zoo on the seventeenth of March.
- Brian and May were in London on the fifteenth of March.

- 2  Sing along!

You were in my dreams,
Oh, yes, you were!
You were in my dreams last night:
I was Beauty
And you were the Beast.
It was a really funny sight!

You were in my dreams,
Oh, yes, you were!
You were in my dreams last night:
I was the Lion
And you were the Mouse.
It was a really funny sight!

In my dreams!



What's the occasion?

3 Match the wishes to the cards.

1 Happy Birthday!

2 Congratulations!

3 Thank you!

4 Bon Voyage!

A



B



C



D



4 Design a card for a special occasion for a friend or relative.


Goldilocks and the Three Bears

Goldilocks: Never mind the chair!

Narrator: She says ...

Goldilocks: I need a bed –
I'll go upstairs!

Narrator: The bed she finds
Is nice and small.
She goes to sleep
In no time at all.





Let's Sing!

Go to sleep, Goldie,
Have a sweet dream,
Think of your porridge
With lots of cream!
Sleep on the soft bed,
Sleep for a while,
Stay warm in bed
And wake with a smile!



Activities Module 5

Goldilocks and the Three Bears

1 Read and complete.

- 1 She goes to sleep ... no time.
- 2 Think ... your porridge.
- 3 Sleep ... the soft bed.
- 4 Sleep ... a while.
- 5 Stay warm ... bed.
- 6 Wake ... a smile.

2 There is one wrong word in each sentence. Correct it.

- 1 Goldilocks says, "I need a chair."
- 2 The bed is nice and big.
- 3 Think of your porridge with lots of milk.
- 4 Sleep with a smile.

3 What is Goldilocks dreaming about? Draw and say.





Birthday wishes!

- 1 Read and say which of the words in bold you can see in the picture.



Birthday parties in England are a lot of fun! Children bring **presents** and **cards** for the Birthday Boy or Girl. Then the party begins!

At the party there is always lots of **food** and **drink**. There are usually a lot of **balloons** in the room where the party is. The children wear party **hats** and play party games.

After that, it's time for the **birthday cake**! The Birthday Boy or Girl blows out the **candles** and makes a birthday wish!

Then everyone sings 'Happy Birthday'.

Birthday parties are great fun for everyone!

- 2 Sing the 'Happy Birthday' song.
- 3 What are your birthday parties like? Talk with your friend.

Now I know

Vocabulary

1 Read and match. (16 points)

- a 4th 1 second e 30th
2 eleventh
b 9th 3 fourth f 2nd
4 twelfth
c 11th 5 twentieth g 28th
6 ninth
d 20th 7 twenty-eighth h 12th
8 thirtieth

16

2 Look, read and choose.
(12 points)



- sad
- hungry



- scared
- bored



- scared
- hungry



- tired
- happy

12

Grammar

3 George and Jan are talking about their last holiday. Read and complete. Use **was**, **wasn't**, **were** or **weren't**. (20 points)

George: The hotel was old.

Jan: No, it 1) It 2) ... new!

George: The rooms were small.

Jan: No, they 3) They 4) ... really big!

George: The owner was Australian.

Jan: No, he 5) He 6) ... American!

George: The food was bad.

Jan: No, it 7) It 8) ... great!

George: The weather was cold.

Jan: No, it 9) It 10) ... really hot!

20

Communication

4 Complete the questions, using **was** or **were**. Then match them to the answers. (16 points)

- | | |
|---------------------------------------|-----------------------------|
| 1 Paul/at school/yesterday? | A Yes, it was yummy! |
| 2 John and Jane/on holiday/last week? | B Yes, they were. |
| 3 the food/nice/at lunchtime? | C No, he was ill. |
| 4 the shops/open/yesterday? | D Yes, they were in France. |


16

Reading and Writing

5 Read about Neal's day and complete. Use: **was** or **were**. (24 points)

Yesterday was great!

by Neal



I e.g. **was** at home yesterday. I 1) ... with my friend Peter in the morning. We 2) ... in my room playing. My new game 3) ... really good, but Peter 4) ... the winner! In the afternoon I 5) ... in the living room. There 6) ... a film on about clowns. They 7) ... really funny! Yesterday 8) ... a great day!

24

6 Now read again and answer the questions. (12 points)

- 1 Who was Neal with yesterday morning?
- 2 Where were they?
- 3 Who was the winner of the game?
- 4 What was on TV?

12

Total 100

Now I can ...



- 1 use ordinal numbers
- 2 say & write about where people were
- 3 express feelings



Arthur + Rascal



Episode 5



Arthur? Can I sleep in your basket?

Module 6

Units 11–12

TELL THE TALE!

In this module you will ...

- learn, read and talk about ...
 - the story of the Hare and the Tortoise
 - Lulu's funny dreams

- practise ...
 - telling stories
 - talking about things that happened in the past



The Story behind the rhyme!



11

The Hare and the Tortoise

1 Listen and read.



Once upon a time, there was a very fast hare and a very slow tortoise.




The hare always laughed at the tortoise because he was so slow.

The next day, when they started the race, the hare jumped forward. Very soon he was far ahead of the tortoise.




6

A few hours later, the tortoise passed the sleeping hare ...



7

Suddenly, the hare opened his eyes and looked around. He saw the tortoise at the finish line!






3 All the animals were tired of listening to the hare. Then one day the tortoise surprised them all: 'Let's have a race tomorrow then!'



5 It was a very sunny day and the hare was very hot. 'There's a tree. I can rest under it!'

The tortoise was the winner! The hare learned his lesson that day: 'Keep on going and don't stop until you cross the finish line!'



2 Read and say **hare** or **tortoise**.

- 1 He always laughed at him.
- 2 He surprised them all.
- 3 He jumped forward.
- 4 He passed him.
- 5 Suddenly, he opened his eyes.
- 6 He was the winner.

3 What lesson do you learn from the story?

4  Let's play!



1 Read and complete.

- 1 watch – **watched**
- 2 jump
- 3 walk
- 4 talk
- 5 climb
- 6 play



John laughed at the funny film.
laugh – laughed
pass – passed

2 What did they do last night? Look and match. Then say.



- watch TV
- paint a picture
- cook dinner
- walk the dog
- play basketball
- listen to music

1 She cooked dinner last night.

3 Listen and repeat.

Chuckles painted the toy box brown,
 Lulu helped and danced around,
 Larry laughed and clapped his hands,
 Chuckles stopped and dropped his paints.




4 Read. Copy the table. Then put the words passed, closed, opened, added, started, talked, lived, shouted, danced, wanted, smiled, clapped in the right column.

/d/	/t/	/ɪd/
climbed	watched	painted
played	walked	skated
listened	jumped	visited
served	laughed	studied

5 Noughts and crosses! Let's play!

play	listen	close
dance	jump	watch
laugh	walk	climb

Once upon a time!

- 1  Lulu's dreams. Listen and say **yes** or **no**.
Then ask and answer.

1



- dance with the prince

2



- climb the beanstalk

3



- skate with the Ugly Duckling

4



- serve porridge to the Three Bears

5



- visit the Country Mouse

They didn't watch a film last night.
Did you play in the park yesterday?
Yes, I did./No, I didn't.

climb – climbed
carry – carried

dance – danced
skip – skipped

- 1 A: Did Lulu dance with the prince?
B: Yes, she did!


- 2 Now talk about Lulu's dreams.

Lulu's dreams last night were so funny!
First, she ...



3 Look, read and complete.


Last Saturday my father and I 1)  **walked** to a small fishing village.

There was a 2)  **café** there and we stopped for a rest. A man

sailed by in a small fishing 3)  ... My father shouted: 'I

hope you catch a 4)  ...!' Suddenly a big fish jumped out of

the water and onto the man's 5)  ...! The man was very


surprised and my father and I both 6)  ... Then the man

tried to pick up the fish, but it 7)  ... back in the water. 'I

wanted to catch a fish,' he shouted to us, 'I didn't want a fish to catch me!' It

was very funny!

4  Portfolio: Write a story. Give it a title. Design the book cover.

- 1  What did they do last Saturday? Copy the table in your notebooks. Listen and tick (✓). Then say.

	play soccer	watch a film	visit a friend	paint a picture	listen to music
Larry	✓		✓		
Lulu					
Paco					
Maya					

Last Saturday Larry played soccer and then visited a friend.

- 2  Sing along!

Oh, what a mystery!

Oh, what a mystery!
The mouse studied history,
The kangaroo climbed up a tree,
The elephant played the saxophone,
And the bumblebee dived in the sea!



Fun at school



A year to remember!

1984

nineteen-eighty-four

1234

twelve-thirty-four

3 Match the events to the year.

- | | |
|--------|---|
| 1 1492 | A World War I begins |
| 2 1666 | B The Great Fire of London |
| 3 1896 | C The first modern Olympic games take place in Greece |
| 4 1914 | D The first man lands on the moon |
| 5 1969 | E Columbus discovers America |

4 Choose one of the events. Design the front page of a newspaper.



5 ICT - What are the important dates in Russian history? Write five of them and say why.

Goldilocks and the Three Bears

Mummy: Now come on, everyone!

Narrator: Says Mummy.

Mummy: Let's eat the porridge!

Yummy, yummy!

Baby:

Narrator:

Baby:

But where is mine?

Says Baby Bear.

It's not here,

Is it there?



Daddy: Oh, dear! Oh, dear!
Narrator: Says Daddy Bear –
And then he sees
Poor Baby's chair.

Baby: Mummy, Mummy,
It's not fair!
Now I haven't
Got a chair!



Activities Module 6

Goldilocks and the Three Bears

1 Read and match.

- | | |
|---------|---------|
| 1 mummy | A curl |
| 2 chair | B fall |
| 3 pot | C yummy |
| 4 small | D hot |
| 5 girl | E bear |

2 Read and complete.

- 1 "But where is mine?" says ... Bear.
- 2 Mummy says, "Let's"
- 3 "Oh, dear! Oh, dear!" says ... Bear.
- 4 And then he sees Poor Baby's
- 5 Baby Bear says, "Now, I ... a chair."

3 Write T (true) or F (false).

- 1 Mummy says, "Let's drink milk."
- 2 Baby Bear can't see his chair.
- 3 Daddy Bear can see poor Baby's chair.
- 4 Baby Bear is very sad.

1 Match the rhyme to its history.



Mary had a little lamb,
Its fleece was white as snow;
And everywhere that Mary went,
The lamb was sure to go.
It followed her to school one day,
Which was against the rule;
It made the children laugh and play,
To see a lamb at school.

A In 1014, King Olaf, a Viking, and his men sailed up the river Thames and pulled down the first London Bridge.



London Bridge is falling down,
Falling down, falling down.
London Bridge is falling down,
My fair lady!

B Mary Sawyer's lamb followed her to the Redstone School House (Massachusetts) around 1820.

2 Now sing along!



3 ICT – Do you know any Russian rhymes? Draw a picture of one.

Now I know

Vocabulary

1 Look and complete. (18 points)



1 h _ r _



2 t _ r _ t _ s _



3 f _ s t



4 r _ s t



5 r _ c _



6 w _ n n _ r



3 Sue ... (play) tennis yesterday.



4 Mark ... (listen) to music last night.



5 Mum ... (cook) supper an hour ago.



6 Bob ... (wash) the dishes last night.

18

18

Grammar

2 Look, read and write. (18 points)



1 Tom ... (visit) the zoo last Saturday.



2 The children ... (watch) a film last weekend.

3 Read and write. (20 points)

1 Did Ben visit (Ben/visit) Egypt last summer?

2 I ... (phone) my aunt yesterday.

3 She ... (not/visit) the zoo on Friday.

4 ... (Tom/wash) the dog two days ago?

5 She ... (not/cook) meat yesterday afternoon.

20

Communication

4 Read, match and complete.
(24 points)

- a I was in the park.
- b No, actually we played basketball.
- c Yes, we talked on the phone.
- d No, I danced with Peter.
- e Yes, there was a really good film on.
- f No, he painted the living room.

- 1 A: Where were you yesterday?
B: ...
- 2 A: Did you watch TV last night?
B: ...
- 3 A: Did you play tennis last week?
B: ...
- 4 A: Did you talk to Sue today?
B: ...
- 5 A: Did Gary paint the kitchen?
B: ...
- 6 A: Did you dance with Paul at the party?
B: ...


24

Now I can ...

- 1 talk about past activities
- 2 write what people did in the past

Reading and Writing

5 Look, read and answer.
(20 points)



Last night Kate and her best friend, Jennifer, stayed at home and watched a funny film on TV. The film finished at 10 o'clock. The girls were hungry, so they cooked a pizza for supper. Then they listened to their favourite CDs. It was a wonderful evening!

e.g. Who is Kate's best friend?

Jennifer

- 1 What did the girls watch on TV?
- 2 What time did the film finish?
- 3 What did they cook?
- 4 What did they do after supper?

20




Total 100



Arthur + Rascal



Episode 6



Module 7

Units 13–14

DAYS TO REMEMBER!

In this module you will ...

- learn, read and talk about ...
 - people's memorable events during the year
 - Larry's magic moments


- practise ...
 - talking about memorable events
 - talking about classmates



Alton Towers



The best of times!

1  Listen and point. Then read.



They were the best of times
 They really, really were:
 I went to a big **museum**
 And I saw the **dinosaurs** there!
 I danced all night at a **concert**
 I stayed up very late!
 I went to a famous **funfair** –
 The **rides** were really great!




2 Listen and read.


What was your best time this year, children?



I went to a big museum and I saw the dinosaurs!



I had a big birthday party at O'Donnells. It was great!



Miss Hart, what was your best time?



Now, let me think ...



I met the nicest children in the school! Look, here they are!



3 Read again and choose.

Lulu's best time was at the museum/funfair.



I went to a concert last night.
Did you go to the party yesterday?
I didn't go to the party.

go - went see - saw
ride - rode have - had

1 Read and complete.

One day a man 1) **went** (go) to the cinema. In front of him he 2) ... (see) a woman and her dog. He 3) ... (be) very surprised! When he 4) ... (come) out of the cinema, he said to the woman as a joke: "Did your dog like the film?" "Oh, yes!" she 5) ... (answer), "But he thought the book was much better!"



2 Where did they go last weekend? Read and say.

- "I danced all night! The music was great!" (Phil)
- "I went on the Big Scream! It was really scary!" (Grace)
- "I saw some dinosaurs! They were fantastic!" (David)
- "I rode a camel! I had a really good time!" (Kate)

a concert **Phil** b zoo c funfair d museum


3 Now ask and answer.

A: Where did Phil go last weekend?

B: He went to ...

A: What did he do?

B: He ...

4  Listen and repeat.

Did you like my yellow yacht?
Yes, it was yummy. I liked it a lot.



5 Read. Copy the table. Then put the words **party**, **bye**, **yacht**, **spy**, **yellow**, **why**, **really**, **year**, **funny**, **rhyme**, **story**, **yesterday** in the right column.

/aɪ/	/i/	/ɪ/
fly	very	yuk

6  Bring photos and make a poster for your class. Then present it.



14

a

Magic moments!

1 Read and match.

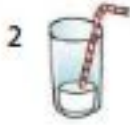
1 draw 2 make 3 eat 4 drink 5 sing 6 leave 7 write 8 buy 9 give

a made b wrote c drew d bought e ate f gave g drank h sang i left

2 What did Paco do yesterday? Look and say.



- buy a jacket



- drink milk



- eat a sandwich



- write a letter



- draw a picture

1 He bought a jacket.

3 Listen and match.



pretty



shy



good

a Andy b Babs c Alice

d Ronnie e Joe f Polly



strong



kind



loud

Ann was the kindest student in my class.

kind - kinder - kindest
 pretty - prettier - prettiest
 good - better - best

4 Now talk with your friend.

A: Who was the best student in the class?

B: Andy was!


- 5 Read and put the paragraphs in the correct order.


The BEST DAY of the year!

by Paco

- A We bought tickets for all the scary rides – the best one was the Monster House!
- B In the evening we stayed to watch the fireworks and we left the funfair at eight o'clock. It was a really special day!
- C Later we ate burgers and chips for dinner and the waiter gave us a free Coke!
- D The best day of the year was when I went to the funfair with Larry.



- 6  Portfolio: Write about your best day of the year.

- 7  Team up! Let's play!



1 Larry's magic moments!
Look and say.

1



Uncle Harry/come/from Australia.
We/meet him/at the airport.

3



I/go/to the mountains/Dad.
We/sleep/in a tent.

1 Last year Uncle Harry came from Australia. We met him at the airport.



come - came	sleep - slept
win - won	take - took
meet - met	swim - swam

2



Nanny/take us/to a safari park.
I/ride an elephant!

4



I/swim/for my school team.
I/win/a trophy!

2 Sing along!



The BEST YEAR ever!

It was the best year ever!
I had the greatest time:
I went to the funfair and the zoo,
This year was really fine!

Oh, what a year,
What a year it was!
The best year of my life!

It was the best year ever!
I had a lot of fun:
I saw a magician and a clown,
This year was number one!



Mood music



3  Match the sounds to the instruments. Which one is the loudest?



piano



trumpet




drums



violin



guitar


4  Listen to the three types of music. Which makes you feel: **happy**, **sad**, **scared**? Tell the class.

1 It makes me feel ...

5 Bring your favourite music to class. Play it and say how it makes you feel.

Goldilocks and the Three Bears

Daddy: Let's check the beds!
Narrator: Says Daddy Bear
And then they all go
Up the stairs!





Let's Sing!

Poor Baby, poor Baby,
Poor Baby Bear!
No porridge for him –
It just isn't fair!

Poor Baby, poor Baby,
Poor Baby Bear!
Now he hasn't even
Got a chair!

Poor Baby, poor Baby,
Poor Baby Bear!
He doesn't know Goldie
Is sleeping upstairs!



Activities Module 7

Goldilocks and the Three Bears

1 Read, look and say.

Poor Baby Bear! Look, he's



. Why? He

hasn't got any



. He hasn't got a



. He wants to go to



now.

Has he got a ?



2 Cheer up! Complete the joke to make Baby Bear smile.

Q: bear/How/can/fly?/a/make/you

A: on/Put/bear-o-plane!/a/him



Alton Towers

A visit to Alton Towers in Staffordshire is a fun day out for all the family. The rides at the theme park are some of the best in the world. Here's what some young people said about their time at Alton Towers:

It was fantastic. My sister and I went on a ride called 'Rita - Queen of Speed'. It was faster than a Ferrari! Brilliant!

Jackie, 9,
Chester

We waited for an hour to go on a ride called 'Pinball Whizzer', but it was great! The ride lasted a minute and a half. We loved it!

**Richard and Jamie, 10,
Birmingham**

My favourite was a ride called 'Air'. It's a flying rollercoaster. It was quite scary, but I felt like a bird in the air! I had a great time.

Kerry, 12,
Belfast



1 Read and match.

- | | |
|---|--------------------------------|
| 1 Alton Towers is a | a 'Pinball Whizzer'. |
| 2 Jackie went on a ride called | b 'Air'. |
| 3 Richard and Jamie went on a ride called | c 'Rita - Queen of Speed'. |
| 4 Kerry went on a ride called | d theme park in Staffordshire. |

2 Which of the rides would you like to go on? Why? Tell the class.

I'd like to go on a ride called ... because

Now I know

Vocabulary

1 Look and write. (15 points)



2 _ in _ s _ _ _

3 c _ _ c _ r _



4 _ un _ a _ r

5 r _ d _ s

15

2 Look and write: **good, pretty, loud, strong, kind.** (15 points)

- 1 A: We call Charles 'Hercules'.
B: He's a very ... boy!
- 2 A: Rob buys cakes and sweets for everyone in the class.
B: He's a very ... boy!
- 3 A: When Tim shouts, everyone in the class jumps!
B: He's a very ... boy!
- 4 A: Stuart gets good marks in all his tests!
B: He's a very ... student!

- 5 A: Everyone wants to take a picture of Kay.
B: She's a very ... girl!

15

Grammar

3 Read and choose. (30 points)

- 1 She ... at the concert last year.
a sang b sings
- 2 Harry is the ... student in my class.
a better b best
- 3 Bob ... a poem last night.
a wrote b write
- 4 They didn't ... to the theatre.
a went b go
- 5 Liz is the ... girl in my school.
a pretty b prettiest
- 6 Did the school team ... the trophy?
a win b won
- 7 Ron is a very ... swimmer!
a fastest b fast
- 8 Clara is ... than Sue.
a shyer b shyest
- 9 I ... a ticket an hour ago.
a bought b buy
- 10 Julie ... a famous person.
a met b meet

30

Communication

4 Read and choose. (20 points)

- 1 A: Where's Sam?
B: a) He's tall.
b) In his room.
- 2 A: Why are you walking to school?
B: a) I like school.
b) The weather is beautiful today.
- 3 A: How do you usually go to school?
B: a) It's next to the station.
b) By car.
- 4 A: When's the next match?
B: a) On Saturday.
b) In the park.
- 5 A: Who's coming to the party?
B: a) All our friends.
b) It's a big party.

20

Reading and Writing

5 Read and complete. Put the verbs in the correct form. Then answer **yes** or **no**. (20 points)

• day • waiter • go • sing • tickets • eat • band

The Best Day of the Year

by Marianne

The best **e.g. day** of the year was when I **e.g. went** to a concert with my friend Liza.

We bought 1) ... for the front row – the best seats in the theatre! We 2) ... all the songs, and later we danced on stage with the 3) ... !

After the concert we went to Pizza Zone and we 4) ... pizza. The 5) ... gave us a free Coke. It was a very special day!

- 6 Marianne went to a concert with Liza.
7 They sat in the front row.
8 They sang on stage with the band.
9 They ate burgers.
10 The waiter gave them a free Coke.

20

Total 100

Now I can ...



- 1 say what people did in the past
2 write about the best day of the year



Arthur + Rascal



Episode 7



Module 8 Units 15–16

PLACES TO GO!

In this module you will ...

➔ learn, read and talk about ...

- countries
- holiday plans
- things to take on a holiday

➔ practise ...

- talking about countries
- talking about holiday plans
- talking about the weather
- question words



Florida fun!



15^a

Good times ahead!

1  Listen and repeat.



Greece



Italy



Portugal



Russia



Mexico



Poland



Spain



Turkey



go camping



go to the seaside



go to the mountains



go to the lake

2 Chit-Chat

Where are you going to go on holiday?



What are you going to do there?



I'm going to go to Australia!

I'm going to go to the seaside!

3 Listen and read.

Oh, hello! We're getting our suitcases ready!

Where are you going to go on holiday?

We're going to go to Australia!

Wow!

But what about Chuckles?

Is he going to go with you?

Oh, Chuckles is going to go on holiday, too!

No, he's going to go to the Chimps' Hotel!

Well, have a great summer!

He's going to spend the summer with all the other chimps!

Bye! See you in September!

4 Read again and answer.

Where is Chuckles going to go on holiday?



What are you going to do this summer?
 I'm going to travel to Portugal.
 Are you going to make a sandcastle?
 Yes, I am./No, I'm not.

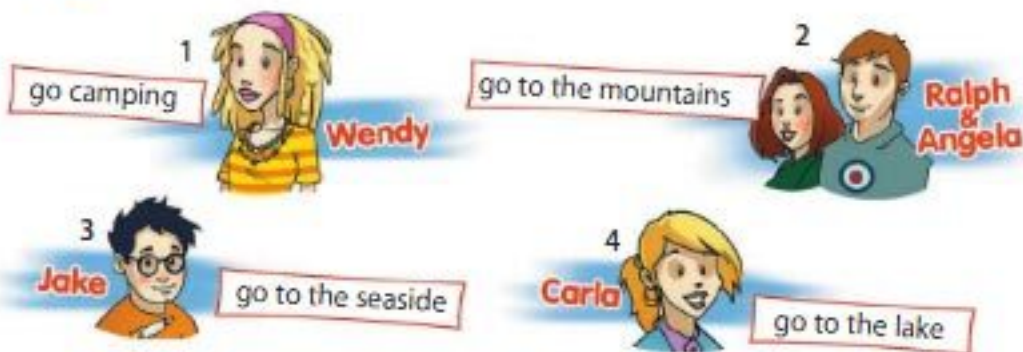
1 What are you and your family going to do this Sunday?
 Tell the class.

I'm going to visit my grandmother this Sunday.
 My brother is going to play soccer this Sunday.

2 Talk with your friend.

- 1 Are you going to watch a video this evening?
- 2 Is your friend going to play tennis after school?
- 3 Are your parents going to visit their friends on Saturday?
- 4 Is your grandma going to make a cake on Sunday?
- 5 Are your grandparents going to work in the garden at the weekend?

3 Look, ask and answer.



- 1 A: What is Wendy going to do on holiday?
 B: She's going to go camping.

4  Listen and repeat.

Listen! Somebody's knocking on the door.
Who's there? It's your brother Joe.



5 Read the words and name the silent letter.

know, when, lamb, where, what, climb, why, write, who, knock,
whale, listen, wrong, white

6  What a memory! Let's play!

A: On holiday I'm going to go swimming.

B: On holiday I'm going to go swimming and I'm going to eat
ice cream.



16

a

Hello, sunshine!

- 1 Listen, point and repeat.



swimsuit



sunglasses



swimming trunks



jeans

boots



tent



flippers



sleeping bag

- 2 Choose three things to take on an island holiday or a camping holiday in the mountains.

I'm going to go on an island holiday and I'm going to take ...



It will be sunny tomorrow. It won't be cold.

- 3 What will the weather be like tomorrow? Look and say.



sunny



windy



cloudy



rainy



cold



hot

London



Rome



Madrid



Paris



Athens



Moscow



A: What will the weather be like in London tomorrow?

B: It'll be cloudy.

4 What are Mum and Dad going to do? Read and say **yes** or **no**.

Dear Larry and Lulu,

Hope you're having a good time in Australia! We're in Italy now and having a great holiday! Rome is wonderful – tomorrow we're going to visit the Coliseum, then on Tuesday we're going to travel to Venice. We can't wait!

It will be very hot today. Dad and I are going to swim in the pool in a while. After that we're going to have lunch in a really nice restaurant close to the hotel.

This evening we're going to have a walk around the city and Dad is going to take some photos. There's so much to see and do here!


Anyway, that's all for now.

Take care and be good ... we miss you!

Love,
Mum and Dad



- | | |
|-----------------------------------|------------|
| 1 go to the Coliseum | yes |
| 2 visit a museum | |
| 3 travel to Venice | |
| 4 buy a camera | |
| 5 go for a swim | |
| 6 have lunch in a nice restaurant | |

5 ICT  Portfolio: You are on holiday. Write a letter to a friend.

6  Let's play!



Teacher: What doesn't belong?

Team A S1: Rainy! Sunglasses and shorts are for sunny weather.



Who is he? My brother Joe.
 What is this? A present from George.
 Where is London? In England.
 When is the race? At seven o'clock.
 Why are you buying so much food? Because I'm having a party!
 How do you go to school? By bus.

1 Read and choose the best answer. Then act out.

- 1 A: Hello, Jane! Why are you carrying a suitcase?
 B: a) I'm going to go on holiday.
 b) I'm on holiday.
- 2 A: Where are you going to go?
 B: a) Turkey's nice.
 b) To Turkey.
- 3 A: Who are you going with?
 B: a) That's my sister.
 b) My sister.
- 4 A: How are you going to get there?
 B: a) By plane.
 b) I like planes.
- 5 A: When is your plane?
 B: a) In three hours.
 b) Three hours ago.
- 6 A: When are you going to come back?
 B: a) Last week.
 b) Next week.

2 Sing along!



Say hello to sunshine!

We're going to go on holiday
 And have a lot of fun.
 We're going to swim on holiday
 And lie out in the sun!

Say hello to sunshine!
 Say hello to fun!
 The holidays are near,
 So, smile now, everyone!

We're going to go on holiday,
 It's time to have a rest!
 We're going to play on holiday,
 Holidays are the best!

Fun at school

Countries and costumes!



3 Look and match the costume to the country.



A



B



C

1 Spain

2 Japan

3 Scotland

4 Greece

5 India

6 Turkey



D



F



E

4 ICT - Draw or find pictures of other costumes around the world. Present them to the class.

Goldilocks and the Three Bears

Baby: Who's this? Who's this
In my nice bed?
Narrator: Then Goldie lifts
Her sleepy head!

Goldilocks: Oh, no!
Narrator: She says ...
Goldilocks: I'm very sorry!
But please don't cry!
Please don't worry!

Come to my house,
Come with me!
We can eat some cakes
And drink some tea!

Narrator: So Goldilocks
And her three new
friends
Are very happy
In the end!





Let's Sing!

And so our little story
Reminds us every day
To always say we're sorry
When we make mistakes.

We all need friends,
We need to care.
We all need friends,
We need to share!

Now everybody's happy!
Let's sing a happy tune.
Goodbye, everybody,
We hope we see you soon!



Activities Module 8

Goldilocks and the Three Bears

1 Who says these words?

- 1 Come with me!
- 2 Who's this?
- 3 Then Goldie lifts her sleepy head.
- 4 I'm very sorry.

2 Copy the invitation and complete it.

To the,
Please come to my We can eat some ...
and ... some tea!
Love,
Goldie

3 Talk with your friend.

- 1 What lesson does the tale teach?
- 2 Why do we need friends?
- 3 What is your friend like?



Florida fun!

1 Read and match the captions to the pictures.

Want to have some fun?
Need to relax and have a rest?
Looking for an exciting holiday?

Come to Florida

We've got it all!

- Sunny, sandy beaches
- The world's greatest fun park
- Interesting wildlife
 - Water sports for all the family

1 Sunny, sandy beaches

2 ...

3 ...

4 ...

Florida *The place to be this summer!*

2 Where do people go on holiday in Russia? What can they see and do there? Talk with your friend.

Now I know

Vocabulary

1 Look, read and match. (24 points)



- 1 You wear these when you walk up in the mountains.
- 2 Girls wear this when they swim.
- 3 You can swim faster with these.
- 4 You can sleep in it.
- 5 We wear these over our eyes when it's sunny.
- 6 Boys wear these when they swim.

24

Grammar

2 Read and match. (15 points)

- | | |
|-----------------------------------|--|
| 1 Alice is very hungry. | a He's going to go climbing. |
| 2 Jim wants to buy some biscuits. | b He's going to go to the supermarket. |
| 3 Mike likes sports. | c He's going to play soccer in the park. |
| 4 Fiona is going to the baker's. | d She's going to buy some bread. |
| 5 Jeff is going to the mountains. | e She's going to make a pizza. |

- 3** What will the weather be like tomorrow? Look and write. (24 points)

1 Moscow



2 Rome



3 Paris



4 Cairo



It will be ... in ... tomorrow.

24

Communication

- 4** Read and match. (12 points)

- Where are you going to go on holiday?
- Who are you going to go with?
- Where are you going to stay?
- What are you going to do?

- In a big hotel.
- I'm going to swim all day!
- To Spain.
- My big sister.

12


Reading and Writing

- 5** This is a letter from your friend Tom. Write a letter to him and answer his questions. Write 20-25 words. (25 points)

Hi! I'm very happy because I'm going to go on holiday next week. I'm going to travel to Mexico and I'm going to spend all day in the sun! What about you? Where are you going to go on holiday? What are you going to do?

Tom

25




Total  100

Now I can ...

- name holiday items
- talk about holiday plans
- ask and answer questions
- talk about countries
- write a letter about my holiday
- talk about the weather

APRIL FOOY'S DAY!

1 Listen and read.





2 Where are they? Look, then read and complete.

We all know April Fool's Day is a day when we play tricks on one another, but each country has a different way of doing things:

IN ENGLAND

They only play jokes in the morning. It is bad luck to play a joke on someone in the afternoon.

IN FRANCE

School children stick a picture of a fish on each other's backs and shout 'April Fish'!

IN INDIA

People play tricks and throw paint at one another to celebrate the beginning of spring.



1 ...



2 ...



3 ...



5. The Day of the City

Cities and towns have their birthdays like people do. They are called 'The Day of the City' in Russia. People want their home town to look especially beautiful on this day. There are a lot of flowers, balloons, flags and other decorations everywhere. You can buy a special city birthday card, too.

This is a family celebration. Everybody has a lot of fun. People can watch parades and carnivals or take part in them. They enjoy street performers and concerts.

There are a lot of sports, dancing and singing competitions. A lot of people join in.

The evening is the time for fireworks.



- 1 Look at the pictures and say how people celebrate 'The Day of the City'.
- 2 ICT – Do you celebrate this holiday in your home town? What do people do on this day?
- 3 Design a programme for this day.



6. The world of Fairy Tales



1 Match the pictures and the tales.

The tale of Ivan Tsarevich, the Firebird and the Grey Wolf

A tsar has got a beautiful garden. But every night someone comes to his garden and takes golden apples from his best apple tree. The tsar is very angry and he asks his sons to find the thief.



The Magic Wild Geese

An old man and an old woman have got a daughter, Alyonushka, and a little son, Ivanushka. One day the mother says to her daughter, "We have to work all day. Look after your brother and don't leave the house." But the daughter doesn't listen to her.



2 Describe your favourite characters from these tales.

3 Write the beginning of your favourite fairy tale (4-5 sentences).
Read it to your classmates. Can they guess the name of the tale?

7. The days we remember

1 Read and match.

2



Goodbye, Primary School!

1



Maslenitsa

3



The First of September

4



Goodbye to the ABC Book

A

At first I was scared. But my teacher and classmates were very friendly. I loved my first day at school! (Veronika)

B

At the end of the year we have to say goodbye to primary school and our first teacher. I'm a little bit sad about it. We get special diplomas on this day. (Marina)

C

We sang songs about school and put on a play about the letters. Our parents came to see our concert. Everybody had a really good time. (Nadia)

D

I had a lot of fun on this day. I loved the blini (pancakes). We had a concert and my friends gave a performance with wooden spoons. It was really something! (Slava)

2 What are your most memorable days at school? Why? Bring photos and present them to your classmates.

8. Travelling is fun



1 Describe Natasha's photos. Which place do you like best? Why?

Most people like travelling and visiting new places. Natasha often goes hiking with her classmates and teachers. Here are some pages from her diary.

August 12, 2018

Here we are, camping in the mountains in Siberia! It's cool and windy, but my new tent is nice and warm. Tomorrow we're going to visit a lake.

August 13, 2018

We walked to the lake today. It was wonderful! The water was cold and very clear, but we didn't see any fish.

May 2, 2019

The Caucasus mountains are like a fairy tale. There's so much to see here! It's May, but there's snow and lots of wild flowers.

May 8, 2019

We're at the seaside at last. The Black Sea is so beautiful! The water is blue and clear, but it's very cold.




2 Do you like travelling? Say:

- where you travelled last
- who you travelled with
- what you saw there
- what you did there
- what you liked best

Further Reading Practice

- 1 Read the story and complete the list with the words in bold.

The Magic Glove



Here comes Ounce Mouse. She sees a **glove** and she **climbs** into it and sits **there**. Jog Frog comes **hopping** up. He **stops** and says: "Hello, there! **Who** is living in this glove?" "I am. Ounce Mouse. Who are you?" "Jog Frog. Let me in!" "All right. Jump in!" Habit Rabbit comes hopping up. He stops and says: "Hello, there! Who is living in this glove?" "We are. Ounce Mouse and Jog Frog. And who are you?" "Habit Rabbit. Can I come in?" "All right. Jump in!" Box Fox comes running up. He stops and says: "Hello, there! Who is living in this glove?" "We are. Ounce Mouse, Jog Frog and Habit Rabbit. And who are you?" "Box Fox. Is there any room for me?" "All right. Jump in!" Hair Bear comes walking by. He stops and says: "Hello, there! Who is living in this glove?" "We are. Ounce Mouse, Jog Frog, Habit Rabbit and Box Fox. And who are you?" "Hair Bear. And I know you can make room for me!" "All right. Get in!" So Hair Bear gets in, too. Now there are five animals in the glove. Suddenly, a hunter comes by. He sees the glove **move**, and **bang!** – he fires his **gun**. The glove bursts and the five friends run away.

/ʌ/: **comes**, ...

/ɒ/: ...

/ɪ/: ...

/æ/: ...

/eə/: ...

/ɜ:/: ...

/aɪ/: ...

/ɑ:/: ...

/eɪ/: ...

- 2 In groups act out the story.
- 3 Make the story longer. Think of some more animals to go and live in the magic glove. Write your story.

4 Read and complete the story.

THE FOX AND THE BEAR

One day, Freddy the Fox 1) /gəʊz/ goes to see Betty the Bear. Betty is in her 2) /gɑːdn/ "Can I use your garden, dear Betty? I want to 3) /plɑːnt/ ... some carrots." "But how can we divide them when they are 4) /redɪ/ ... ?" Betty asks. "You can take the 5) /tɒps/ ... and I can take the roots," Freddy answers. Betty agrees and Freddy plants some carrots. 6) /wen/ ...



the carrots are ready, Betty calls Freddy. "Come now, Betty," says Freddy. "Let's divide the carrots. The tops are for you and the 7) /ruːts/ ... are for me." "This is not fair!" says Betty the Bear. "I cannot 8) /tʌ/ ... the tops!" Betty the Bear is very angry. "No 9) /fɑːvə/ ... favours for Freddy!" she says.

But Freddy 10) /kʌms/ ... again and asks for another favour. "Please, dear Betty," he says. "Let me 11) /juːz/ ... your garden. I want to plant some 12) /melənz/" "OK," says Betty; "but this time I 13) /wɒnt/ ... the roots!" "OK," says Freddy and he plants 14) /sʌm/ ... melons. When the melons are ready, Freddy calls Betty: "Let's share the melons," he says. He cuts off the melons and 15) /pʊts/ ... them in his bag. "You can have the roots." Betty is so angry with herself that she goes into her house and doesn't 16) /spɪk/ ... to anyone.

5 What's the moral of the story? Is there a similar Russian fairy tale?

6 Write your own version of *The Fox and the Bear* story. Use any food items you like.

Further Reading Practice

- 7 Read the story first to yourself and then to your friend.

Androcles and the Lion



A very big and very strong lion lives on a mountain. Every night he goes down to the river to drink some water. One evening the lion falls into a thorny bush. "Ouch!" he says. "I've got a thorn in my foot." At this moment, a poor slave called Androcles appears. "Kind man, can you help me?" says the lion and holds up his paw to Androcles. "Yes, of course," says Androcles. "But quickly. My master is looking for me!" Androcles kneels down and pulls the thorn out.

Soon after, Androcles's master catches him and sends him to fight with a lion in front of the Emperor. Androcles is very scared. The lion comes out of the cage and runs to Androcles.

The lion stops in front of Androcles and rolls over on his back with all four feet in the air. How can that be? Oh, yes. It's the lion from the mountain! It cannot hurt Androcles. The Emperor is so surprised. He sets them both free. Androcles and the lion go back to the mountain and live happily ever after.

- 8 Find the words from the story.

1 /'laɪən/ ...

3 /'wɔ:tə/ ...

5 /ə'praɪz/ ...

2 /'mɑ:stə/ ...

4 /'fɒnst/ ...

6 /'rɪvəl/ ...

- 9 Read the story again and answer the questions.

1 Where does the lion live?

3 Why can't the lion hurt him?

2 What is the name of the slave?

- 10 What's the moral of the story?

11 Read the words first to yourself and then to your friend.

-ock: knock, lock, sock, clock

-oke: joke, woke, broke, smoke, spoke, stroke

-op: hop, mop, pop, top, chop, crop, drop, shop, stop

-ore: more, sore, tore, wore, chore, score, shore, snore

-ot: dot, got, hot, lot, not, clot, plot

12 Match to make a nonsense rhyme. Then choose a rhyme and mime it to your friend. Can he/she guess the rhyme?

- 1 Stroke the
- 2 Hop to the
- 3 Snore
- 4 It's a hot

- A shop.
- B dot.
- C joke.
- D no more.

13 Read and complete the story. Read the story first to yourself, then to your friend.



Max's medal

1) /ðeə/ **There!** said Olga, as she finished putting a little 2) /silvə/ ... medal on Max's collar. "Don't look 3) /sæd/, ... Max," said Olga. "Now, if you ever get lost, someone can read your 4) /neɪm/ ... and address on this and bring you 5) /həʊm/" But Max was very angry. "What a stupid thing to do! A big dog like me, nearly six months old. I can't get lost!" He 6) /stætɪd/ ... walking away from the house. Suddenly, Max turned around and he couldn't see the 7) /hæʊs/ He didn't know where he was. "Where is my house? Where is Olga?" Just then a little 8) /gæl/ ... and her mother opened the door. The mother 9) /tʌkt/ ... at the medal. "Here is his name and address," she said. "MAX, 34 KING ROAD." Take him home, Ana." So Ana took Max home and Olga was so 10) /hæpɪ/ ... to get him back. Max is not angry anymore. He feels sorry for little dogs who haven't got a medal like his.


14 Read the story again and answer the questions.

1 How old is Max?

2 What is his address?

Further Reading Practice

15 Read the story first to yourself and then to your friend.



The Bird with One Wing

Once upon a time, there was a baby bird with only one wing. The baby bird could not fly. One day the other birds said: "It is very cold here," and they all flew away. The bird with one wing was very sad. "I can't fly," it said, "and I can't live here all alone! What should I do?" Just then the little bird saw some squirrels. "Please can I live with you?" it asked. "Can you crack nuts for us?" asked the squirrels. "No," said the bird. "Then you cannot live with us," they answered. The poor little bird walked on until it came to a fox. "Please can I live with you?" said the bird. "Can you catch chickens?" said the fox. "No," said the bird. "Then you cannot live with me," said the fox. So the bird walked on and on, feeling very sad. Suddenly the little bird saw a treehouse. The bird knocked on the door and Mrs Rabbit opened. "Please," said the bird with one wing, "I'm all alone. Please can I live with you?" "What can you do?" said Mrs Rabbit. "I can clean your house," said the bird. "Come in, then," said Mrs Rabbit. "That is just what we want!" So the bird with one wing cleaned Mr and Mrs Rabbit's house and was very happy and warm in the treehouse. Now, every winter when the other birds fly away to warmer places, the little bird stays with Mr and Mrs Rabbit in the treehouse.

16 Find and write the words.

1 /wɪŋ/ **wing**

2 /flaɪ/ ...

3 /brʊz/ ...

4 /ə'leɪn/ ...

5 /'skwɪrəlz/ ...

6 /kræk/ ...

7 /kætʃ/ ...

8 /'tʃɪkɪnz/ ...

9 /nɒkt/ ...

10 /kɪn/ ...

11 /liː/ ...

12 /wɜːm/ ...

17 Read the story again. What's the moral of the story?

18 Write your own version of the story. Change the animals the little bird meets and what they ask it to do.

19 Complete the story. Then read it to your friend.

THE HUNGRY LITTLE DOG

Once upon a time, there was a 1) /'hʌŋɡri/ **hungry** little dog. He had no 2) /hæm/ ..., no name and very often no 3) /tʌɪd/ Sometimes he was so hungry that he ate things like 4) /'peɪpəl/ ... bags! He walked around the houses with a hungry look and kind people usually 5) /ɡeɪv/ ... him something to eat. Sometimes the little dog was so excited that he knocked things over. People thought the dog was mad, but he was not mad. He was just a very 6) /'speɪʃl/ ... dog.

One day, a man watched the funny little dog. The man was very surprised. "I've got an idea," said the man. "This dog is a great 7) /'æktə/" The man took him home and gave him a name, Lucky. Now Lucky had plenty of food and a good home.

Lucky was a great actor and soon became famous. Of course, he made a lot of 8) /'mʌni/ ... for his master, and he was never hungry again. He ate what he liked for 9) /'daɪnə/ ... , went out when he liked, and stayed in bed late in the 10) /'mɔ:niŋz/ The little dog was very pleased with himself. "Woof! Woof! I am not a hungry little dog now - I AM A FILM 11) /stɑ:/ ... !"



20 Read the story again and answer the questions.

- 1 What did the dog do when he was excited?
- 2 What name did the man give to the dog?
- 3 What happened in the end?

21 Work in pairs. Student A is the dog's master. Student B is a reporter who wants to find out all the information he/she can about the dog. Act out the interview.

Further Reading Practice

• Modules 5 & 6

22 Match the words to their transcriptions. Then write them in ABC order.

- | | |
|------------|------------|
| 1 class | a /kɒk/ |
| 2 salt | b /fɑst/ |
| 3 cook | c /hee/ |
| 4 ball | d /sɔl/ |
| 5 hare | e /sɜ'vel/ |
| 6 race | f /res/ |
| 7 tortoise | g /waɪn/ |
| 8 winner | h /sloo/ |
| 9 zoo | i /klɑs/ |
| 10 fast | j /tɔ'tes/ |
| 11 slow | k /bɔl/ |
| 12 serve | l /zɜ:/ |

• Modules 7 & 8

23 Match the words to their transcriptions. Then write them in ABC order.

- | | |
|-----------|------------|
| 1 yellow | a /ʌni/ |
| 2 climb | b /tali/ |
| 3 funny | c /'waɪ/ |
| 4 bye | d /rʌʃəl/ |
| 5 Italy | e /je'loo/ |
| 6 Poland | f /tɑ'ki/ |
| 7 Russia | g /grɪs/ |
| 8 Spain | h /spɛɪn/ |
| 9 why | i /baɪ/ |
| 10 listen | j /pɒlənd/ |
| 11 Greece | k /ɪs'tɪv/ |
| 12 Turkey | l /klaɪm/ |

Further Writing Practice

• Using capital letters

Writing Tips!

We use capital letters for:

- continents, cities, towns and villages, e.g. *Asia, Moscow*
- languages, e.g. *Russian*
- streets and roads, e.g. *Church Street*
- days of the week, e.g. *Tuesday*
- months, e.g. *January*

1 Correct the paragraph. There are 9 mistakes.

This is my best friend vera. She's ten years old. Vera has got blonde hair and green eyes. she's tall and slim. her mum is from italy! Every tuesday we go sailing! it's great fun! Vera lives two blocks from my house at 45 perich street. Our dream is to travel to africa and see wild animals!



• Writing emails

Writing Tips!

When we write an email to our friends we use:

- everyday language, e.g. *Hi! / How are you?*
- short forms, e.g. *he's, can't, etc*
- other expressions like: *Write back soon! / Thanks for your... / Give my love to everyone. / Dear ...*

1 Put the email in the correct order.

New Message

1 ? Hi! How are you?

2 ? Write back soon!

3 ? Thank you for your email. I'm having a great time here in Moscow. My uncle Ramil is a vet. He helps sick animals! In the afternoons we go to the park. It's really cool! I love it here!

4 ? Love,
Ana

5 1 Dear Nikolay,

Further Writing Practice



• Using *also/too*

Writing Tips!

- We put **also** after the verbs 'be' and 'can' and before the main verbs, e.g. *I'm good at Maths. I'm **also** good at Chemistry.*
*Denis **also** speaks English.*
- We usually put **too** at the end of a sentence, e.g. *I love chocolate. I love pizza, **too**.*

1 Circle the correct word.

- 1 Coconuts are yummy and healthy, **too/also**.
- 2 Pineapple is delicious. It's **too/also** good for your skin.
- 3 Larry likes chocolate. He **also/too** likes ice cream.
- 4 Curry is very popular in India. It is **also/too** popular in the UK.
- 5 The cacao tree grows in Central America. It grows in South America, **also/too**.
- 6 My brother loves oranges. He **also/too** likes apples.

2 There are three mistakes. Correct them.

Fruits are delicious and they are good for your health **also**. I like all fruits and I like fruit too cakes! My mother makes the best banana cake. She makes also great banana biscuits! My sister likes also fruits but her favourite cake is chocolate cake.



• Writing a birthday party invitation

Writing Tips!

When you write an invitation you must include:

- your friend's name
- the reason you are inviting him/her
- the place, the date and the time the party is taking place

Further Writing Practice

1 Fill in the missing information.

birthday

address

six

seventh

party

Dear Anton,

It's my ... on the ... of December and I'm having a ... !

Can you come? My ... is 23 Yasenevaya St.

The party begins at ... o'clock. Be there!

Love,
Nadya



2 Send an invitation to a friend for your birthday party. Copy and complete in your notebook.

Dear,

.....
.....
.....
.....

Love,
.....



• Using because

Writing Tips!


- We use **because** to give a reason, e.g. *Masha was tired because she studied all night.*

Further Writing Practice


1 Match. Then write sentences with *because*.

- | | |
|---|-----------------------------|
| 1 Matvey slept for 10 hours | a there aren't any classes. |
| 2 I like Saturdays | b there weren't any left. |
| 3 Vera is the best student in the class | c he was tired. |
| 4 We didn't buy tickets for the concert | d she studies very hard. |

2 Read the text and circle the correct word.



The best day of the year was when we went to the funfair. I love funfairs **also** / **because** there are many rides. This year we went to the Strawberry funfair! In the evening we went to an Italian restaurant **because** / **also** we were very hungry. We wanted to stay and watch the fireworks, but we didn't **also** / **because** my dad was very tired.



• Checking for mistakes

Writing Tips!

Always check your work for mistakes. Check your:

- punctuation
- spelling
- word order

1 Correct the mistakes.

- 1 My brother likes too stories.
- 2 The prince talked to the princess beautiful.
- 3 Did the elephant play the saxophone.
- 4 Last night Anton and dimitri watched a funny film.
- 5 My favourite month is february.
- 6 Were were you on Monday?



• Writing a story

Writing Tips!

When we write a story, we use time words like **first**, **then**, **suddenly**, **finally** to show the order of events.

1 Read the story. Underline the words *first*, *then*, *suddenly* and *finally*.

Last Saturday my dad and I had a great time! First, we had breakfast. Then we took our boat and went fishing. We were on our boat for hours. Suddenly we saw something in the water. It looked like a monster fish! I was really scared! "Help!" I shouted. Finally, the monster fish came closer. It wasn't a monster fish, it was a dolphin. It was so cute!

2 Put the story in the correct order.

- 2 Finally, we left the zoo and went to an Italian restaurant. The food was yummy! It was the best Sunday ever!
- 1 Last Sunday my mum and I had a great time.
- 2 First, we had breakfast. Then we went to the zoo. We were at the zoo for hours.
- 2 Suddenly a monkey jumped and climbed on my shoulder. It was really funny!

Further Writing Practice



• Writing about plans

Writing Tips!

Expressions for writing plans:

- *Tomorrow I'm going to ...* , • *On Monday/Tuesday etc.* , • *This evening/afternoon etc.* , • *Then, in the evening/afternoon etc*

- 1** You are going to London for the weekend. Use your notes and complete the letter to your friend.

Trip to London, 13-15 October

Museums: * Madame Tussauds * The Natural History Museum

Sights: * The Tower of London * Buckingham Palace

Shows: * The Planetarium Show * Theatre

Dear Diana,

Hi! How are you? I'm very happy! I'm going to London this weekend!

On Saturday morning I'm going to go to

After that I'm going to

Then, on Sunday morning I'm going to I'm very excited!

Anyway, that's all for now.

Take care. I miss you!

Love,

...



Further Speaking Practice

• Talking about animals

1 Take roles and read out.

Irina: Where do leopards live?

Roman: They live in the jungle.

Irina: What do they eat?

Roman: They eat other animals.



Farm/grass



Sea/fish



Farm/corn



Jungle/
bananas

• Expressing surprise

1 Take roles and read out.

Andrey: Where were you yesterday?

Ida: I was at a party with Dima Bilan.

Andrey: Wow! I can't believe it! What was he like?

Ida: He was really friendly!

2 Work in pairs. Use your own ideas and act out similar dialogues.

• Talking about what you did last night

1 Take roles and read out.

Olga: What did you do last night?

Ilya: I visited my grandmother. What about you?

Olga: Nothing special. I stayed at home and watched TV.

2 Use the prompts below or your own ideas to act out similar dialogues.

Further Speaking Practice

- Talking about experiences

1 Take roles and read out.

Nadja: What did you do at the weekend?

Yuri: I went to a party on Saturday night.

Nadja: Did you have fun?

Yuri: Yes, I did! I danced all night!

Nadja: That sounds great!

2 Work in pairs. Use the pictures below or your own ideas and act out similar dialogues.

Saturday


dance all night

Sunday

see dinosaurs

Sunday

see a lot of animals



- Talking about plans

1 Take roles and read out.

Masha: What are you going to do this weekend?

Vlad: I'm going camping! How about you?

Masha: I'm going to visit my grandmother on Saturday as usual.

Vlad: Well, anyway, have a good weekend!

Masha: Thanks. You too!

2 Work in pairs. Use the pictures below or your own ideas to act out similar dialogues.



МОДУЛЬ 5

Глагол to be (Past Simple)

Утверждение	Вопрос
I was	Was I?
You were	Were you?
He was	Was he?
She was	Was she?
It was	Was it?
We were	Were we?
You were	Were you?
They were	Were they?

Отрицание	
Полная форма	Краткая форма
I was not	I wasn't
You were not	You weren't
He was not	He wasn't
She was not	She wasn't
It was not	It wasn't
We were not	We weren't
You were not	You weren't
They were not	They weren't

- В вопросительных предложениях **was/ were** ставится перед подлежащим (*I, you, he, she* и др.).
Was Mike at the party yesterday?
- В отрицательных предложениях после **was/ were** ставится **not**.
Chris wasn't at work yesterday.

Краткие ответы

- В кратких ответах используется **Yes** или **No**, личное местоимение (*I, you, he* и др.) и глагол **to be** в соответствующей форме.

Were you at the cinema yesterday? — Yes, I was/we were.
— No, I wasn't/we weren't.

Was he/she/it at the cinema yesterday? — Yes, he/she/it was.
— No, he/she/it wasn't.

Were they at the cinema yesterday? — Yes, they were.
— No, they weren't.

Указатели времени (сигналы), употребляемые с Past Simple: *yesterday, last week, last month, last year, two days ago, weeks/months/ years ago, in 1975* и др.

Ordinal Numbers – Порядковые числительные

There are fifteen (15) children coming to Ann's party on the fifteenth (15th) of June.

- | | |
|----|--------------------------------------|
| 1 | – first (1 st) |
| 2 | – second (2 nd) |
| 3 | – third (3 rd) |
| 4 | – fourth (4 th) |
| 5 | – fifth (5 th) |
| 6 | – sixth (6 th) |
| 7 | – seventh (7 th) |
| 8 | – eighth (8 th) |
| 9 | – ninth (9 th) |
| 10 | – tenth (10 th) |
| 11 | – eleventh (11 th) |
| 12 | – twelfth (12 th) |
| 13 | – thirteenth (13 th) |
| 14 | – fourteenth (14 th) |
| 15 | – fifteenth (15 th) |
| 16 | – sixteenth (16 th) |
| 17 | – seventeenth (17 th) |
| 18 | – eighteenth (18 th) |
| 19 | – nineteenth (19 th) |
| 20 | – twentieth (20 th) |
| 21 | – twenty-first (21 st) |
| 22 | – twenty-second (22 nd) |
| 23 | – twenty-third (23 rd) |
| 24 | – twenty-fourth (24 th) |
| 25 | – twenty-fifth (25 th) |
| 26 | – twenty-sixth (26 th) |
| 27 | – twenty-seventh (27 th) |
| 28 | – twenty-eighth (28 th) |
| 29 | – twenty-ninth (29 th) |
| 30 | – thirtieth (30 th) |
| 31 | – thirty-first (31 st) |

МОДУЛЬ 6

Past Simple – Прошедшее простое время

Утверждение	Вопрос
I worked	Did I work?
You worked	Did you work?
He worked	Did he work?
She worked	Did she work?
It worked	Did it work?
We worked	Did we work?
You worked	Did you work?
They worked	Did they work?

Отрицание	
Полная форма	Краткая форма
I did not work	I didn't work
You did not work	You didn't work
He did not work	He didn't work
She did not work	She didn't work
It did not work	It didn't work
We did not work	We didn't work
You did not work	You didn't work
They did not work	They didn't work

Утвердительная форма

- Прошедшее простое время правильных глаголов образуется путем прибавления **-ed** к начальной форме смыслового глагола.
Kate visited her granny yesterday.

Отрицательная форма

- Отрицательные предложения строятся с помощью вспомогательного глагола **did not (didn't)** и смыслового глагола в начальной форме (без **-ed**).
She didn't play the violin on Sunday.

Вопросительная форма

- Вопросительные предложения строятся с помощью вспомогательного глагола **did** + подлежащее + смысловой глагол в начальной форме (без **-ed**).
Did she help her mother last night?

Краткие ответы

- В кратких ответах используется **Yes** или **No**, личное местоимение (*I, you, he* и др.) и глагол **did**.

Did you go? — Yes, I /we did.
No, I /we didn't.

Did he/she/it go? — Yes, he/she/it did.
No, he/she/it didn't.

Did they go? — Yes, they did.
No, they didn't.

Правила правописания

- К глаголам, оканчивающимся на **-e**, добавляется только **-d**.
dance – We danced all night.
- В глаголах, оканчивающихся на согласную + **y**, **y** заменяется на **i** и добавляется **-ed**.
study – She studied for her test yesterday.
- В глаголах, оканчивающихся на **-l**, эта буква **l** удваивается и добавляется **-ed**.
travel – She travelled to Scotland when she was a student.
- В односложных глаголах с кратким гласным между двумя согласными удваивается последняя согласная и добавляется **-ed**.
plan – He planned this party months ago.
clap – The seals clapped because they were hungry.

Произношение

Окончание **-ed** произносится как:

- /t/ после глухих согласных (кроме **t**):
washed, worked
- /ɪd/ после гласных и звонких согласных (кроме **d**):
opened, played
- /ɪd/ в глаголах, оканчивающихся на **/t/, /d/**:
wanted, visited

Употребление

- **Past Simple** употребляется, когда речь идет о действиях, которые происходили в прошлом (см. указатели времени (сигналы) в Модуле 5).

МОДУЛЬ 7

Past Simple (irregular verbs) – Неправильные глаголы

- Прошедшее простое время неправильных глаголов образуется не путем прибавления **-ed**, а другими способами, например: *go –*

went, see – saw, make – made, have – had.

They had a lot of fun yesterday.

- Вопросительные предложения строятся при помощи вспомогательного глагола **did** и начальной формы смыслового глагола. Отрицательные предложения строятся при помощи вспомогательного глагола **did not** и начальной формы смыслового глагола.
Did he go surfing last week?
He didn't see this film yesterday.

Superlatives — Превосходная степень прилагательных

Прилаг.	Сравн. степень	Превосх. степень
tall	taller	tallest
tasty	tastier	tastiest
fat	fatter	fattest
interesting	more interesting	most interesting

- Односложные и двусложные прилагательные, оканчивающиеся на **согласную** или на **-y**, образуют превосходную степень путем добавления **-est**.
fast – faster – fastest
- Многосложные и некоторые двусложные прилагательные образуют превосходную степень при помощи **most**.
beautiful – more beautiful – most beautiful

Правила правописания

- К односложным прилагательным, оканчивающимся на **-e**, в превосходной степени добавляется **-st**.
nice – nicest; late – latest
- В прилагательных, оканчивающихся на **согласную + y**, **y** заменяется на **i** и добавляется **-est**.
happy – happier – happiest
- У односложных прилагательных, оканчивающихся на **краткую гласную + согласная**, эта согласная удваивается и добавляется **-est**.
big – bigger – biggest

Исключения

Прилаг.	Сравн. степень	Превосх.
good	better	best
bad	worse	worst

Употребление

- **The + превосходная степень + of/in** употребляется для сравнения трех и более людей или предметов.
He is the shortest of all.
He is the shortest in the class.

МОДУЛЬ 8

Be Going To (собираться, намереваться)

Утверждение

I am going to swim
You are going to swim
He is going to swim
She is going to swim
It is going to swim
We are going to swim
You are going to swim
They are going to swim

Отрицание

Полная форма

I am not going to swim
You are not going to swim
He is not going to swim
She is not going to swim
It is not going to swim
We are not going to swim
You are not going to swim
They are not going to swim

Краткая форма

I'm not going to swim
You aren't going to swim
He isn't going to swim
She isn't going to swim
It isn't going to swim
We aren't going to swim
You aren't going to swim
They aren't going to swim

Вопрос

Am I going to swim?
 Are you going to swim?
 Is he going to swim?
 Is she going to swim?
 Is it going to swim?
 Are we going to swim?
 Are you going to swim?
 Are they going to swim?

Утвердительная форма

- Утвердительные предложения образуются при помощи глагола **to be** (*am, is, are*) + **going to** + начальная форма смыслового глагола.

He is going to watch a film tonight.

Отрицательная форма

- Отрицательные предложения образуются при помощи частицы **not**, которая ставится после глагола **to be**.

He is not going to watch a film tonight.

Вопросительная форма

- Вопросительные предложения образуются при помощи глагола **to be**, который ставится перед подлежащим.

Is he going to watch a film tonight?

Употребление

- Be going to** употребляется, когда речь идет о планах и намерениях на ближайшее будущее.

I am going to go to a party.

Future Simple (will) — Будущее простое время

Утверждение

Полная форма	Краткая форма
I will travel	I'll travel
You will travel	You'll travel
He will travel	He'll travel
She will travel	She'll travel
It will travel	It'll travel
We will travel	We'll travel
You will travel	You'll travel
They will travel	They'll travel

Отрицание

Полная форма

I will not travel
 You will not travel
 He will not travel
 She will not travel
 It will not travel
 We will not travel
 You will not travel
 They will not travel

Краткая форма

I won't travel
 You won't travel
 He won't travel
 She won't travel
 It won't travel
 We won't travel
 You won't travel
 They won't travel

Вопрос

Will I travel?
 Will you travel?
 Will he travel?
 Will she travel?
 Will it travel?
 Will we travel?
 Will you travel?
 Will they travel?

Утвердительная форма

- Утвердительные предложения образуются при помощи вспомогательного глагола **will** + начальная форма смыслового глагола.

He will watch a video.

Отрицательная форма

- Отрицательные предложения образуются при помощи частицы **not**, которая ставится после вспомогательного глагола **will**.

He will not/won't visit his cousin.

Вопросительная форма

- Вопросительные предложения образуются при помощи вспомогательного глагола **will** + подлежащее + начальная форма смыслового глагола.

Will he go to school today?

Краткие ответы

- В кратких ответах используется только личное местоимение и вспомогательный глагол **will/won't**.

Will you eat? — *Yes, I will. Yes, we will.*
 — *No, I won't./No, we won't.*

Will he/she/it eat? — *Yes, he/she/it will.*
 — *No, he/she/it won't.*

Will they eat? — *Yes, they will.*
 — *No, they won't.*

Употребление

- **Future Simple** употребляется, когда речь идет:
 - о предсказаниях будущих событий;
You will be a great teacher one day.
 - об обещаниях или решениях, принятых в момент речи.
I'll buy you a new car.

Указатели времени (сигналы), употребляемые с **Future Simple**: *tomorrow, next week/month/year, soon* и др.

Question words — Вопросительные слова

- Мы употребляем вопросительные слова, чтобы получить конкретную информацию (время, место, причина и т. д.).
- К вопросительным словам относятся слова, начинающиеся на **wh-** (**who, what, where, when, why**) и **how**.

Who: Кто
Who phoned you yesterday?

What: Что
What did they buy?

Where: Где, куда
Where is the cinema?
Where are you going to go in summer?

When: Когда
When did she speak to him?

Why: Почему
Why did you visit him?

How: Как
How did they find me?